

Oncotype DX Genomic Prostate Score® (GPS™) assay

Understand your test results

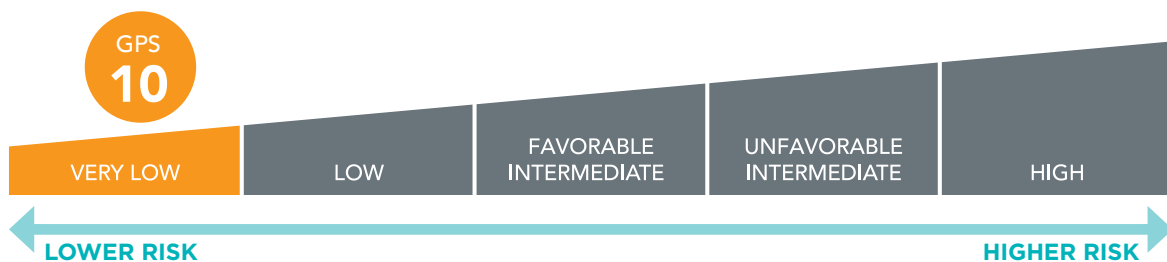
Deciding between active surveillance and immediate treatment for your prostate cancer is important. Your GPS test results may help.

The GPS test measures prostate cancer gene expression to assess how aggressively your cancer will grow or spread. Since certain key genes influence this more than others, knowing which ones are active in your tumor helps determine your personal GPS result.

Your personal GPS result and post-GPS risk category

Your score is based on a scale of 0-100. Your post-GPS risk category can range from very low to high. These results give an overall picture of your cancer and its risk of growing or spreading.

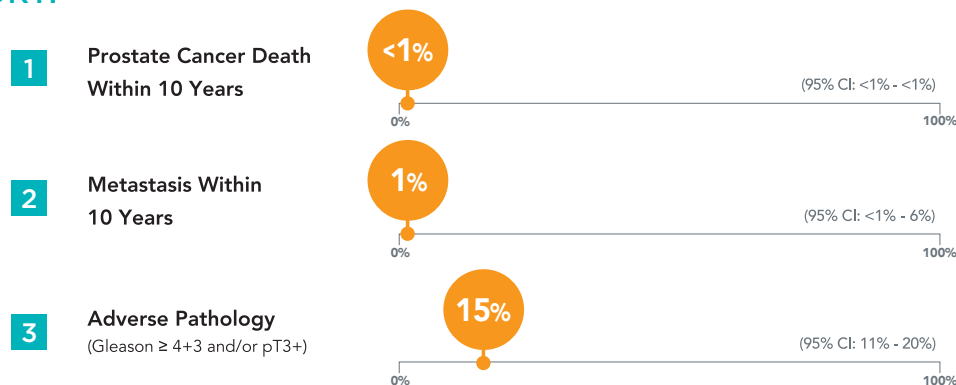
SAMPLE REPORT:



Current and future risk

These results can predict both your chance of: **1 dying from prostate cancer** and **2 your cancer spreading (metastasis)** in the next 10 years.

SAMPLE REPORT:




3 Adverse Pathology looks at how aggressive your tumor is at the time of biopsy. This helps your doctor know if you are a candidate for active surveillance or if immediate treatment is best for you.

oncotypeDX®
Genomic Prostate Score

Oncotype DX Genomic Prostate Score® (GPS™) assay

Personalized assessment for individualized treatment



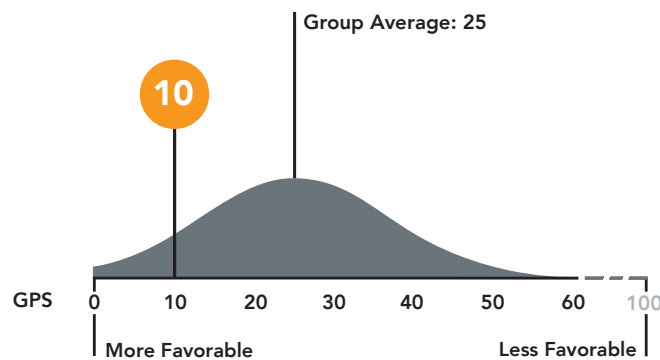
SCAN TO
LEARN MORE

Your GPS result compared to other patients

The bell curve illustrates where your GPS result falls in relation to the GPS results of other men in the same risk category.

SAMPLE REPORT:

GPS Distribution in NCCN® Low Risk



Additional pathology endpoints

1 High-Grade Disease shows the likelihood that cancer cells within your tumor are abnormal when compared to typical cells. **2 Non-Organ-Confined Disease** indicates the likelihood that your cancer has already spread outside your prostate.

SAMPLE REPORT:

	Pathology Endpoints**	Individualized Risk (95% Confidence Interval [CI])
1	High-Grade Disease (Gleason $\geq 4+3$)	8% (95% CI: 6% - 12%)
2	Non-Organ-Confined Disease (pT3+)	9% (95% CI: 6% - 14%)

The GPS test provides a personalized assessment of your prostate cancer, helping you and your doctor discuss next steps with confidence.¹

Reference: 1. Badani et al. *Urol Pract.* 2015.

NCCN, and NCCN Guidelines are registered trademarks of the National Comprehensive Cancer Network. NCCN makes no warranties of any kind whatsoever regarding their content, use or application and disclaims any responsibility for their application or use in any way.

©2021 Genomic Health, Inc. All rights reserved. Oncotype DX Genomic Prostate Score and GPS are trademarks of Genomic Health, Inc. Exact Sciences is a registered trademark of Exact Sciences Corporation. GHI40326_0121